

2019 Survey of Nonprofits

Overview



135

participants representing **123 unique organizations** from across Virginia.

1/2


of participants operate outside of **Charlottesville and Albemarle county.**

< \$250k

\$250k-\$1M

\$1M-\$5M

>\$5M



Organizations range in size with about 1/3 having an annual operating budget of under \$500,000. Less than 1/10 spend more than \$5 M each year.

Learn more about CNE's Finance Academy!

84%

of organizations
are involved in
**at least one
collaboration.**

Of that 84%...

96%

report that this work
added value
to their organization

and...

95%

said that this work helped their
organization have a
**greater impact on the
community.**

2/3

of those who are not engaged in
collaborative work cite a lack of knowledge
or the difficulty in creating collaboration as
their main reasons for not doing so.

Collaboration

Most common
types of
collaboration:

**Information
Sharing**

**Joint
Ventures**

**Coalition
Work**

**Explore CNE's
CoLab.**

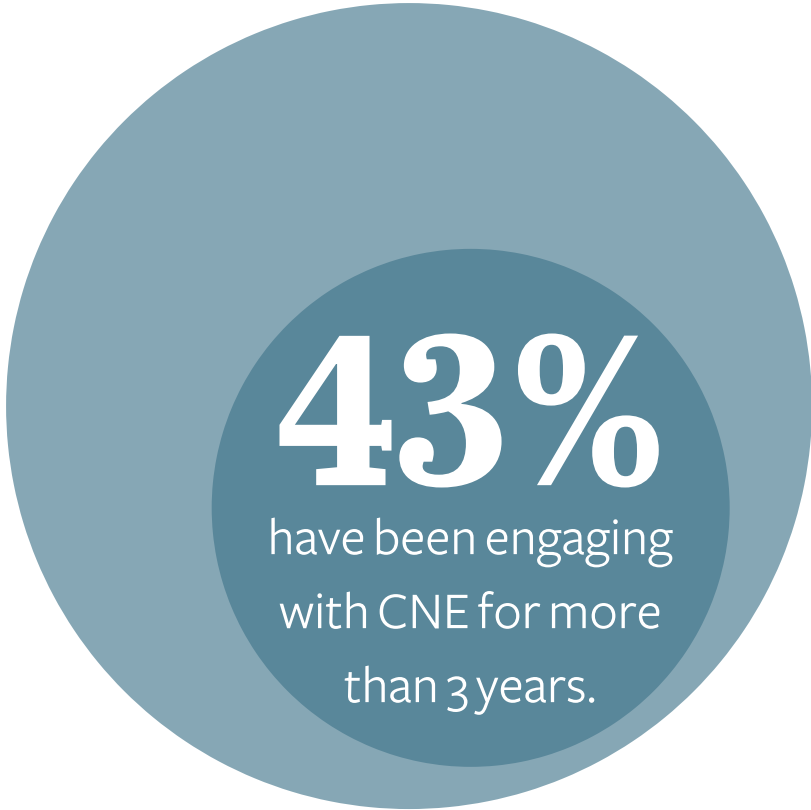
Of 135 repondents...

Engagement with CNE



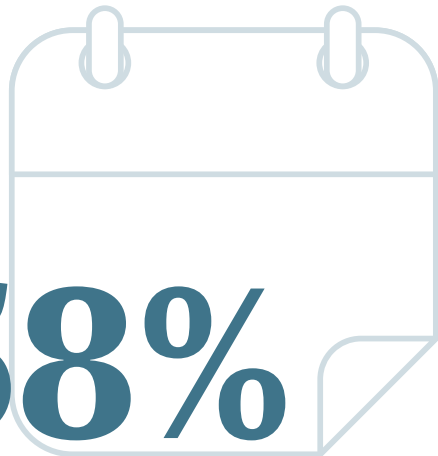
95%

see CNE as an **important resource** in the community.



43%

have been engaging with CNE for more than 3 years.



58%

engage with CNE at least once per month.

Learn more about the benefits of CNE membership.



Nearly

2/3

are CNE members.



CNE's Impact

Regarding the information and skills participants obtained from CNE...




83%

said they contributed to improvement in overall **organizational effectiveness.**



89%
report an increase in **personal effectiveness** within their organizations.

72%



noted an improvement in the overall **effectiveness of their board.**



3/4

said that they contributed to improvement in the overall **effectiveness of their staff.**

In 2018, CNE and the Community Foundation for a greater Richmond conducted the first Regional Nonprofit Compensation and Benefits Report within Central Virginia.

Of that 37%...

90%

found it to be a **valuable resource** for their organization

and...

2/3

gained a more **comprehensive understanding** of human resources policies and practices among regional nonprofits.



37%

of those who responded to the Survey of Nonprofits had **engaged with the Report** prior to taking the survey.

99%

of those who had asked CNE for information in the 12 months preceding the survey found the resources CNE provided to be useful.

View the Report and related resources!

Looking to the Future



Board Members

Participants identified skills training and role clarity for board members as their number one priority, followed by leadership training for senior and mid-level staff.



Peer-to-Peer Learning

Participants identified peer-to-peer learning, in-person trainings, and distance learning opportunities as their preferred ways to engage with CNE.



Philanthropy & Fundraising

Participants identified philanthropy & fundraising, followed by community engagement & advocacy and governance & strategy, as the most important topics for nonprofit-specific programs, services, and resources CNE could offer.



Diversity, Equity, & Inclusion

Participants based in Charlottesville and Albemarle County identified diversity, equity, and inclusion among their top three priorities.

**We heard you.
Sign up to our newsletter to
hear about related
developments in CNE programs,
services, and resources.**